QUICK INSTALL GUIDE

Extended manual
For more information see the online manual
installation.bluecurrent.nl/chargepoint/homepro

1
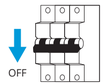

2a 2b
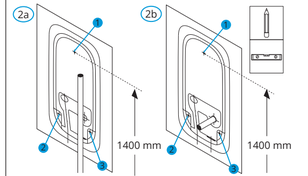

3
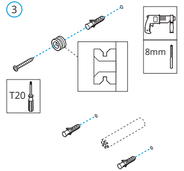

4 *optional: mains from back
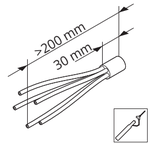

5
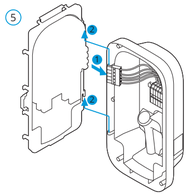

6
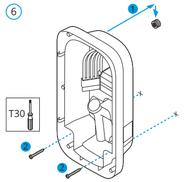

7a 7b
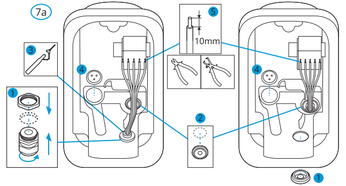

8 *optional: charge cable
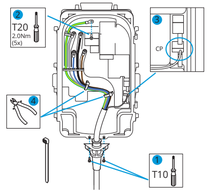

9
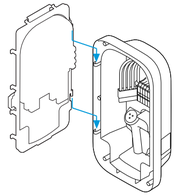

10 *optional: LAN
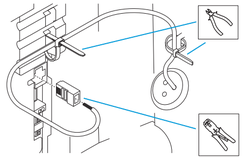

11 *optional
Load balancing kit

Group load balancing

See extended manual

12 *optional: SIM
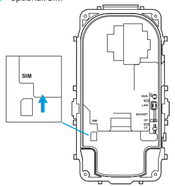

13
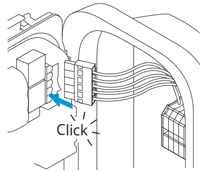

14
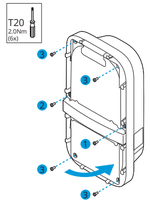

15
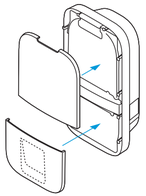

16
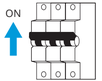

17 Ready for commissioning
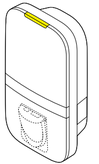

bluecurrent.nl bluecurrent.nl

(EN) Quick installation guide

Disclaimer - Use the QR code or URL to see the extended manual. Installation must be carried out by a qualified technician in accordance with the country-specific standards and local regulations.

⚠ DANGER! The electric supply must be switched off before any installation, maintenance or repair work is undertaken.

(DE) Schnellinstallationsanleitung

Haftungsausschluss - Über den QR code oder URL können Sie die umfangreiches anleitung ansehen. Die installation darf nur vom einem qualifizierten installateur durchgeführt werden entsprechend den landesspezifischen normen und örtlichen vorschriften.

⚠ ACHTUNG! Die stromversorgung muss abgeschaltet werden, bevor installations-, wartungs- oder reparaturarbeiten.

(NL) Beknopte installatiegids

Disclaimer - Gebruik de QR code of URL om de volledige handleiding te zien. De installatie mag alleen uitgevoerd worden door een erkend installateur volgens de land specifieke standaarden en lokale wetgeving.

⚠ GEVAAR! Haal de spanning van het apparaat voordat u installatie-, onderhouds-, of reparatiewerkzaamheden uitvoert.

(FR) Guide d'installation rapide

Avertissement - Utiliser le code QR ou l'URL afin de lire le manual complet. L'installation doit être réalisée par un technicien qualifié conformément aux normes spécifiques au pays et aux réglementations locales.

⚠ ATTENTION! L'alimentation électrique doit être coupée avant que tout travail d'installation, d'entretien ou de réparation soit entrepris.

(EN) Simplified declaration of conformity

Hereby, Prodrive Technologies N.E. B.V. declares that the radio equipment type AC charger is in compliance with Directive 2014/53/EU. The full text of the EU declaration of conformity is available at the following internet address: peblar.com/downloads.

(DE) Vereinfachte Konformitätserklärung

Hiermit erklärt Prodrive Technologies N.E. B.V., dass der Funkanlagentyp AC charger der Richtlinie 2014/53/EU entspricht. Der vollständige Text der EU-Konformitätserklärung ist unter der folgenden Internetadresse verfügbar: peblar.com/downloads.

(NL) Vereenvoudigde conformiteitsverklaring

Hierbij verklaar ik, Prodrive Technologies N.E. B.V. , dat het type radioapparatuur AC charger conform is met Richtlijn 2014/53/EU. De volledige tekst van de EU-conformiteitsverklaring kan worden geraadpleegd op het volgende internetadres: peblar.com/downloads.

(FR) Déclaration de conformité simplifiée

Le soussigné, Prodrive Technologies N.E. B.V., déclare que l'équipement radioélectrique du type AC chager est conforme à la directive 2014/53/UE. Le texte complet de la déclaration UE de conformité est disponible à l'adresse internet suivante: peblar.com/downloads.

Technology Technologie Technologie Technologie	Frequency Frequentie Frequenz Fréquence	Maximum Output Power Maximaal Uitgangsvermogen Maximale Ausgangsleistung Puissance de sortie Maximale
(E)GPRS / GSM	900	36 dBm
(E)GPRS / GSM	1800	33 dBm
LTE	1/3/8/20/28	23.7 dBm
WLAN	2.4 GHz	19.99 dBm
RFID	13.56 MHz	-8.2 dBm

HOW TO USE: SOCKET

Web interface
For configuration and settings
scan 1b

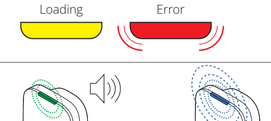

HOW TO USE: CABLE

scan 1b
Web interface
For configuration and settings

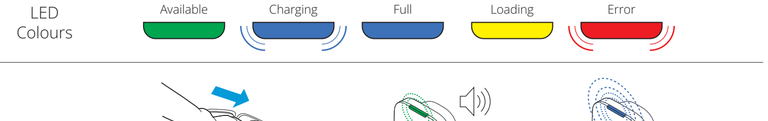

bluecurrent.nl

bluecurrent.nl

Extended manual
For more information see the online manual
installation.bluecurrent.nl/chargepoint/homepro

INSTALLATION WIZARD

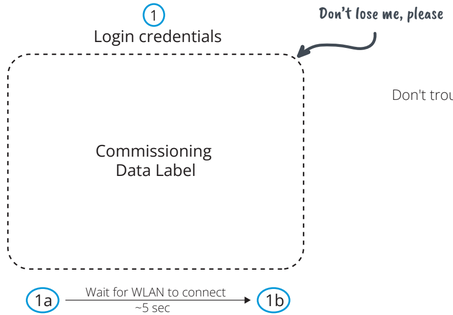

Need help?
Don't troubleshoot alone—we're just a phone call away at +31 (0)36 547 4755.

Your charger is ready. Are you?
Download the Blue Current app.

Download on the App Store
GET IT ON Google Play

Certified B Corporation

Blue Current